



Product Change Survey, Mechanical

Applicable for Z750i, Z750a

Contents

1	Repair Overview	2
1.1	General Information	2
1.2	Label Content	2
1.3	LabelMake II – Relabeling Guide	3
1.4	SI / Revision description	4
2	Additional Information	5
2.1	Z750 DPY/Z from factory	5
2.2	Description of DPY Variants.....	5
2.2.1	Z750a Rose Pink	5
2.2.2	Z750a Phantom Grey.....	5
2.2.3	Z750i Platinum Silver.....	5
2.2.4	Z750i Mysterious Purple	5
3	Revision History	6

1 Repair Overview


1.1 General Information

General KRH (including all variants except those mentioned in Exceptions).

If your Repair Center has the Label process, use the incoming FG field information that is already on the phone in order to create your repair label. If the FG information is unable to be read, then leave it blank.

1.2 Label Content

Label example:



*Note: representative sample, text in image may not match required information for this product defined in table below.



Line	Text
Line 1	SIM-card logo
Line 2a	Sony Ericsson stylized name.
Line 2b	Model Name “X000x”
Line 3a	Product number without revision of the Sales Item in which the phone is packed, if applicable. “SI XXXX-XXXX”
Line 3b	Repair week, if applicable. “Ry’W’ww” (y = year, ww = week)
Line 4	“TYPE: AAX-XXXXXXXX-BV”
Line 5a	“FCC ID: PY7xxxxxxxx”
Line 5b	Location code of where the phone is flashed, if applicable, “XXX”
Line 6	“IC: 4170x-xxxxxxxx”
Line 7a	Production week (flash), “yy’W’ww” (yy = year, ww = week)
Line 7b	HW & SW identification field, if applicable; “FG”
Line 8a	Supplier’s identification for trace-ability of the telephone, as desired by supplier (e.g. “S/N: nnn...” for serial number).
Line 8b	Marking of origin. The line shall be printed as stated in chapter 4 in this document.
Line 9	The Notified body number. “0682”
Line 10	Line 10a in bar code. As desired by supplier (e.g. only actual number).
Line 11	Actual electronic serial number (IMEI) of the phone, “IMEI: 00000000-000000-0”
Line 12a	Line 13 in bar code (only actual number, without data identifier).
Line 12b	CE approval symbol.

1.3 LabelMake II – Relabeling Guide

This following information provides a method of determining which LabelMake II label file to use when creating labels for variants of this product. If there is a discrepancy between the look or content of the old label on the phone and the label printed from LabelMake II, other than the addition of a repair date, please contact your regional service representative.

Procedure for selecting the correct label file in LabelMake II



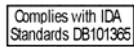



To determine which LabelMake II file to use when creating a new label for a phone, use the information from the phone’s current label and perform the following steps.

1. Locate the phone model information on the phone’s old label.
2. Select the following chart that applies to the phone model you have.
3. Determine if any of the special symbols listed in the applicable chart appears on the phone’s old label.
4. Determine if a “made in” statement appears on the phone’s label and if it is written in Chinese.



5. Based on the special symbol and the “made in” statement information on the old label, select the LabelMake II file you should use to create a new label.

Phone Model: Z750i/Z750a

Name of LMII file to Use	Label Content Specification (SPACE #)	Special Symbols	Is there a “Made In” Statement on the label?
Z750i_MI	1202-5897	No special symbol	Yes
Z750i _w/o_MI	1202-5909	No special symbol	No
Z750i_Europe_MI	1202-5910		Yes
Z750i _Australia	1202-5912		No
Z750i _IDA	1202-5913		No
Z750i_Brazil_MI	1202-5914	ANATEL: 1526-07-2435	Yes
Z750i _Ukraine_MI	1202-5916		Yes
Z750i _Russia_MI	1202-5920		Yes
Z750i _New Zealand	1202-5918		No
Z750i _Taiwan_MI	1202-5919	索尼愛立信 (Appears in the place of the Sony Ericsson Logo)	Yes, in Chinese Text
Z750i _AT+T_SKU64719	1202-1786	SKU: 64719	Yes
Z750i _AT+T_SKU64720	1202-2052	SKU: 64720	Yes
Z750i _AT+T_SKU64763	1202-5809	SKU: 64763	Yes
Z750a_MI	1203-4998	No special symbol	Yes
Z750a_w/o_MI	1203-5000	No special symbol	No

1.4 SI / Revision description

The SI ref. is the original document; if you search on the first four digits in SI ref. you'll find your version of it on CSPN.

SI	Date	Header	Label Identifier	Mandatory Action	Repair rev out

2 Additional Information

2.1 Z750 DPY/Z from factory

Sales Item	Description	Regions
1204-1220	Daniela_a/Exchange Unit/Rose Pink	RENA, RELA
1204-1222	Daniela_a/Exchange Unit/Phantom Grey	RENA, RELA
1204-1225	Daniela_i/Exchange Unit/Platinum Silver	APAC, CEEMEA, WE
1204-1226	Daniela_i/Exchange Unit/Mysterious Purple	APAC, CEEMEA, WE

2.2 Description of DPY Variants

* For information regarding Subsidy and/or SIM Card Lock codes for each variant, contact your local or regional service manager.

2.2.1 Z750a Rose Pink

Sales Item	Description	Exchange Unit

2.2.2 Z750a Phantom Grey

Sales Item	Description	Exchange Unit

2.2.3 Z750i Platinum Silver

Sales Item	Description	Exchange Unit
1201-8622	Singapore Trade	1204-1225
1202-7940	Russia Trade	1204-1225

2.2.4 Z750i Mysterious Purple

Sales Item	Description	Exchange Unit
1201-8619	Singapore Trade	1204-1226



3 Revision History

Rev.	Date	Changes / Comments
A	17 Oct 2007	Initial Release